

HIV and Care of the Teeth and Gums

Many things in the world have changed since *Where There Is No Dentist* was first published in 1983. One of the most profound changes has been the spread of HIV and AIDS worldwide. Although millions of people are now infected with HIV, the illness is still surrounded by fear and disinformation. This chapter explains HIV and AIDS, what they mean for people who are infected and for oral health workers, and how we can all work together to prevent the spread of HIV and make sure everyone with HIV has access to ART medicines so they can live long, healthy lives.

For people with HIV, good dental care can mean the difference between living and dying.



If a person with HIV has a clean and healthy mouth, they will be able to eat well, be stronger, feel better, and live longer.




Mary and David

Mary was 17 years old. She and her boyfriend David were expecting a baby. David was Mary's first boyfriend and he was very attentive and kind to her. But David had not been well lately. His mouth had been very sore and smelled bad all the time. Although he did not seem to have problems with his teeth, it was hard to chew or swallow, and white spots appeared on the roof of his mouth. Mary thought he should go to see the dental worker at the health center. At first David refused. He said he did not want to talk about it in a nervous voice. Finally David agreed to go if Mary would go too.

David said he wanted to see the dental worker by himself. So Mary sat in the waiting room while David saw the dental worker.

After a while the dental worker came out and asked Mary to come into the room. David was sitting on a chair looking worried. He tried to give Mary a smile, but she could see his heart was not in it. The dental worker asked David if she could tell Mary what she had found in David's mouth. David agreed, so the dental worker explained to Mary that David did not have any problems with his teeth. He had infections in his mouth, gums, and throat. This was why his mouth was sore and smelled bad all the time.

The dental worker said she would give David the oral care he needed. But she also said she thought David's problem might be caused by a serious infection called HIV. That would explain why his body is weak and he is unable to fight off the infection in his mouth. But to be sure, David should get a blood test for HIV. And because HIV can be passed from one person to another she encouraged Mary to get tested too. She explained that the sooner you find out if you have HIV, the sooner you can start taking medicines that help you and your baby live long and healthy lives.



The right information will help dental workers give good dental care to everyone.

This story shows why it is important for dental workers to know about infections in the mouth that may be caused or made worse by HIV. With correct and up-to-date information, dental workers can give the good dental care everyone deserves, and can help prevent HIV from spreading to other people or to themselves.

Health and dental workers must give people with HIV the care they need. Make sure your health system provides the resources (equipment, medicines) you need to give good care.

WHAT ARE HIV AND AIDS?

HIV (Human Immunodeficiency Virus) is a germ that causes **AIDS** (Acquired Immune Deficiency Syndrome) by weakening the immune system, the part of the body that fights off infection and disease.

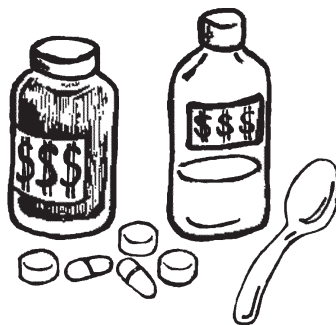
Many people who are infected with HIV do not get sick for several years. This means that a person can be infected with HIV and not know they have it because they feel healthy. But HIV can be passed from one person to another as soon as a person is infected. So, the only way to know if you are infected is to take a blood test called an HIV test. This test can be done at many clinics, hospitals, and other locations.

Without treatment the immune system of a person with HIV gets weaker and weaker and the person is less able to fight these health problems. Then they develop AIDS and can die from diseases their bodies are no longer strong enough to fight.

A person is said to have AIDS when they start to get many common health problems more often than usual and stays sick longer. Some of these problems are losing weight, sores that will not heal, a bad cough, sweating at night, diarrhea, skin rashes, a fever, or feeling very tired all the time. .

Antiretroviral therapy (ART), a combination of several medicines that must be taken every day, can help people with HIV regain their health. ART can also help prevent the spread of HIV to a baby or to people who are exposed accidentally. Taking ART medicines every day can help people live long, healthy lives.

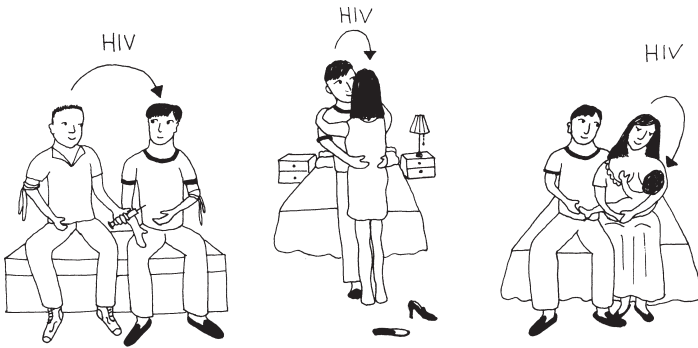
Medicines for HIV are expensive, and people affected by HIV have organized to make them available for free or for a low price. Many governments and organizations provide ART for free either through their own funding or with the support of international donors. Talk to a health worker who has experience working with HIV to find out where to go for HIV treatment.



HOW DOES HIV SPREAD?

HIV lives in certain body fluids, such as blood, semen (sperm), and the fluids in the vagina. The virus is spread when these fluids get into the body of another person. This means that HIV can be spread by:

- having unprotected sex with someone who has the virus (see pages 197 to 198).
- injecting drugs with needles or syringes that have not been sterilized (see pages 87 to 91).
- using unsterilized instruments to cut the skin for scarring, piercing, circumcision, or dental care. Even if instruments have been washed and look very clean, they can still have germs on them and can spread HIV if they have not been sterilized (see pages 87 to 91).



- touching or receiving the blood of an infected person.
- mother to child during pregnancy, birth, or breastfeeding.
- splashing of blood into the eyes or mouth.

HIV does not live outside the human body for more than a few minutes. It cannot live on its own in the air or in water. This means **you cannot give or get HIV from everyday contact**, such as play, working with someone, shaking hands, sharing meals, or from spitting, sneezing, coughing, sweating, from tears, or from insect bites.



HIV is not spread by casual contact.

WHO GETS HIV?

Millions of people all over the world are infected with HIV. If the body is strong, the HIV virus can grow quietly for several years, slowly weakening the immune system before it turns into AIDS. If the body is weak, the diseases of AIDS may develop more quickly.



Both rich and poor people can be infected with HIV, but the sickness is worse for the poor. This is because poor people get more infections, which weaken the body, because they do not have access to:

- low-cost health care.
- clean, safe drinking water.
- good sanitation.
- enough nutritious food.
- safe, uncrowded living conditions.

Working to change these conditions is an important part of preventing the spread of HIV and improving the lives of people who have HIV.



Most mouth infections are not caused by HIV, but all mouth infections are serious when a person is infected with HIV.

HOW HIV AFFECTS THE MOUTH

People with HIV are likely to have more problems inside the mouth than people who do not have HIV. Because their bodies are weaker, any sores and infections may spread more quickly than they do for healthier people. So people with HIV may need more regular and careful help from dental workers than other people in the community.

Most people with HIV will get at least one kind of infection or problem in the mouth at some time during their illness. If this is not treated, it can be painful, can affect how much food the person eats, and can cause more serious health problems.

Infections in the mouth related to HIV affect the soft skin (tissue)—the lips, the cheeks, the tongue, the lining of the roof of the mouth, under the tongue, and the skin around the teeth (the gums). HIV does not directly affect the teeth themselves. In the final stages of AIDS, the gums and the jaw bone, which hold the teeth in place, may be destroyed. Also, HIV can cause “dry mouth,” especially for people using antiretroviral therapy (ART), which makes it easier to get cavities (tooth decay).

HOW TO EXAMINE THE MOUTH FOR SIGNS OF HIV OR AIDS


IMPORTANT: You cannot tell from looking at a person if they have HIV.

Dental workers must always be careful to make sure they do not pass the virus from one person to another during dental care.

Also, dental workers must protect themselves to make sure the virus does not pass to them from someone they are treating. So **always use precautions against HIV infection with every person you see.**

The best precautions are to always wear clean latex gloves or plastic bags on the hands, a face mask, eye protection, and to use only clean, sterile instruments. For information on how to clean and sterilize instruments, see pages 86 to 91.

When you examine someone, always try to:



If possible, dental workers should always be protected so they can prevent HIV from passing to themselves, the people they are treating, their families, and their sexual partners.

Always examine the lips, face, and inside the mouth of someone who wants advice about a dental problem. Look for any swelling, broken skin, sores, redness, infection, or unusual color changes. For information about the most common problems caused by HIV, see page 184.



Before you examine someone, always explain carefully what you are going to do.

Look carefully inside the cheeks and lips. Ask the person to lift up her tongue so you can look underneath it. Also, ask her to stick her tongue out. Wrap a small piece of clean cloth around the tip of the tongue and gently pull it forward so that you can see the sides of the tongue, the back part of the mouth and tongue, and as far down the throat as possible. For more information on how to examine the mouth and teeth, see Chapter 6, pages 73 to 83.



It is important to ask about the person's general health too. There may be other signs of HIV such as fevers, night sweats, feeling very tired all the time, weight loss, or diarrhea. Many people with HIV also become ill with tuberculosis or cancers. If the person has any of these problems, make sure they go to see a health worker or doctor who is experienced with HIV.



Feel along the jaw, underneath the jaw bone, and on the upper neck to see if there are any lumps or pain.

Always tell the person what treatment you would like to give. After your examination, explain what you found and what can be done to help or prevent it from getting worse. Always ask the person for permission before you do any treatment, just as you should for any person you see.

No one else should know if someone has HIV, except for those the person wants to know. If you think it is important to tell others, always ask for permission first.



If you know or think someone is infected with HIV, do not tell anyone else—even the person's family.



**Respect the privacy of a person with HIV as you would anyone who comes to you for dental care.
(See page 199, "Treat everyone with respect.")**

DENTAL CARE FOR A PERSON WITH HIV

In general, there is no need to change dental treatment because a person is infected with HIV. This is especially true if the person has no signs of HIV. If there is already an infection in the mouth, use a mouthwash before treatment (see the “General Treatment” box on pages 184 and 185). This will help prevent the infection from getting worse.



Anyone with HIV has the right to get good dental care and to be treated with respect.

There are no special problems in doing simple fillings, or fitting false teeth (dentures) for a person infected with HIV. But as the HIV infection advances to AIDS, you will be able to give better dental care if you know about any health problems the person may have. For example, if you need to take out a tooth, you must be extra careful not to cause an infection (see pages 85 to 90). Remember, always use clean, sterilized instruments, and when you give injections use only clean, sterilized needles and syringes so you do not cause infections. If you have any concerns about someone's health, it may help to speak with a health worker.

Taking out a tooth

To take out a tooth, follow all the guidelines in Chapter 11, page 163. In addition, to prevent infection for someone with HIV, before you remove the tooth, make sure the person's mouth is as clean as possible. A mouth rinse can help (see the “General Treatment” box on pages 184 and 185).

To prevent infection and to help with healing, gently scale or scrape away the tartar (see Chapter 8) from all the teeth. Be careful to do as little damage as possible to the gum and bone around the tooth you are taking out. An infected tooth socket (the hole that is left after you take out the tooth) in a person with HIV can be a serious problem. For problems after you take out a tooth, see pages 171 to 173.

In the later stages of HIV infection when the person has AIDS, the blood may not clot as quickly as normal. Be very gentle when you take out the teeth. Take only one tooth out at a time, and wait until bleeding is controlled before taking another one out.

COMMON PROBLEMS CAUSED BY HIV AND HOW TO TREAT THEM

There are many infections that occur in the mouth, such as a cold sore or gum infection. Most of these infections are not caused by HIV and do not usually cause serious problems. But all infections are serious when a person has been infected with HIV because the virus makes the person's body weak and unable to fight off infection. Smoking or chewing tobacco can also make problems in the mouth worse. Many infections for people with HIV, including mouth infections, can be prevented by taking 480 mg of cotrimoxazole 2 times a day with lots of water.

The main problems in the mouth for persons with HIV are:


- | | |
|----------------------------|------------------------------------|
| 1. white or yellow patches | 4. cold sores or blisters |
| 2. open sores | 5. dark-colored skin patches |
| 3. gum infections | 6. dry or painful mouth and throat |

General treatment

Always remove false or plastic teeth (dentures) before using any of these treatments.

Most of the problems in this chapter can be helped:

- if the teeth are kept clean by brushing or using a chewing stick every day, including false or plastic teeth.
- by rinsing the mouth several times a day with a simple mouthwash made with salt and clean water (see page 7).



①



②



③



- by gently cleaning any infection or sores with a clean cloth that has been moistened with salt water.
- by gently wiping inside the mouth (teeth, gums, all the soft inside skin) with a clean cloth.

Be careful if you use a chewing stick. Some wood is very hard and can hurt and damage the gums. The soft wood from the neem tree (which grows in many tropical countries) works well. You can also wrap clean cloth around the pointed end of a small stick or tooth pick and use it to carefully clean the teeth one at a time.

Other treatments that can help are:

- *chlorhexidine gluconate, 0.12% or 0.2%*—a mouthwash that has no alcohol in it. Hold some in the mouth for 1 minute, 2 times a day. Make sure it covers the whole mouth inside, and then spit it out. Wait 30 minutes between using this mouthwash and rinsing with water or with other mouthwashes, brushing your teeth, eating, or drinking. Doing any of these right after will make the mouthwash less effective.
- *povidone iodine, 1%*—a brown-colored liquid that kills germs. Hold some in the mouth for 1 minute, 2 times a day. Make sure it covers the whole mouth inside, and then spit it out (do not swallow any). Do not use for more than 14 days. Do not use if you are pregnant or breastfeeding.
- *hydrogen peroxide, 3% and clean water*—(see page 8).

①



Mix hydrogen peroxide evenly with water—that is $\frac{1}{2}$ cup of hydrogen peroxide with $\frac{1}{2}$ cup of water.

②



③



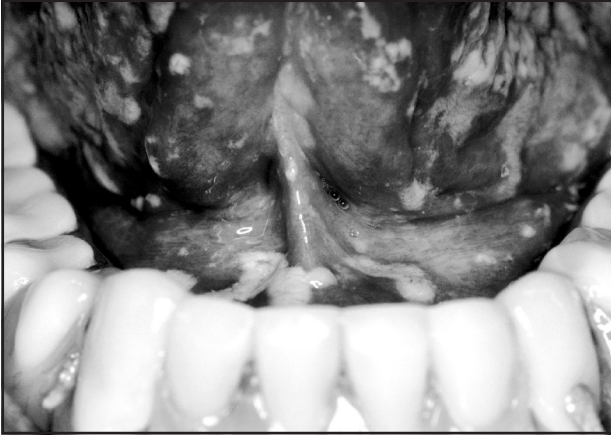
Hold some in the mouth for about 2 minutes.

④



Spit it out. Do this at least 4 times each day for 3 days.

1. White or yellow patches in the mouth (thrush, oral candidiasis)

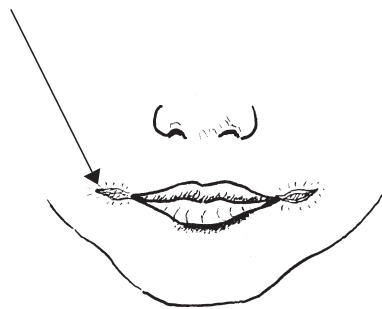


White, yellow, or (sometimes) red patches. The patches in this picture are behind the bottom, front teeth, but they most often appear on the roof of the mouth and the top of the tongue.

Thrush is the most common infection in the mouth seen in people with HIV infection. Thrush can also be a problem for people who do not have HIV. For more information about this, see page 105.

SIGNS:

- A burning or swelling feeling in the mouth, especially when eating spicy foods. Because of pain, eating and swallowing become more and more difficult.
- The skin inside the mouth is usually covered with white, yellow, or red patches. If you try to remove the white patches with a clean cloth, they will come off, but sometimes leave a bleeding red surface underneath. In some people they may not come off easily. In a few people, there are no white patches. Instead, the skin of the mouth is red and blotchy. It may look very rough.
- Sometimes there are painful cracks at the corners of the mouth that will not heal and sometimes bleed.



TREATMENT:

Gently scrub the tongue and gums with a clean cloth or soft toothbrush 3 or 4 times a day. Then rinse the mouth with salt water and spit it out (do not swallow). In addition, if possible, use any ONE of these remedies:



- Put 1 ml ($\frac{1}{5}$ teaspoon) of nystatin solution in the mouth and hold it there 2 minutes and then swallow it. Do this 4 times a day for 14 days. **OR,**
- Use chlorhexidine gluconate mouthwash, or see page 185 for other treatments that may help. **OR,**
- Cut or break a 100 mg clotrimazole vaginal insert into 2 pieces of the same size. Each day, put 1 piece in the mouth and let it slowly melt there. The package may say: "Do not take by mouth." This means do not swallow it. It is safe to let it melt in the mouth (this takes about 30 minutes), making sure it covers the whole inside of the mouth, and then spit it out. Do this once a day for 7 days (14 days if the infection is very bad). **OR,**
- Depending on how bad your problem is, suck one or two 100,000 Unit nystatin lozenges, 4 or 5 times a day for 10 to 14 days.

If thrush is very bad, or if it moves into your throat and makes it hard to swallow, you may try one of these stronger medicines instead of the remedies above. (But do not take either of these medicines if you are pregnant or breastfeeding):

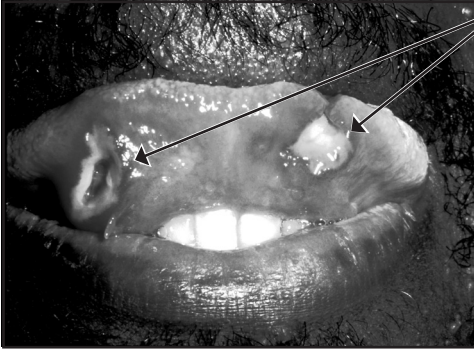
- Take 200 mg of fluconazole by mouth once each day for 7 to 14 days. If you do not feel better in 3 to 5 days, increase the dose to 400 mg each day. **OR,**
- Take one 200 mg tablet of ketoconazole, by mouth, once a day with food for 14 days.

Some people get relief from thrush when they paint the inside of the mouth with a little tea tree oil or yogurt.



tea tree

2. Sores of the skin of the mouth (ulcers)



Open sores (ulcers) that can appear anywhere in the mouth. Usually the skin around the sores is red. The sores in this picture are on the inside of the top lip.

Most people from time to time have had a small open sore (ulcer) in the mouth caused by an infection that has destroyed the skin in that area. It is usually painful and can make eating and speaking difficult for 1 or 2 weeks. The ulcer heals if the mouth is kept clean. For people with HIV infection, the healing process can be very slow and sometimes the sore area in the mouth becomes very large. This is especially true if the person is taking antiretroviral therapy (ART) to treat HIV.

SIGNS:

The skin lining the mouth or on the tongue is broken and will probably look much redder than the skin that is not broken.

TREATMENT:

Keep the area clean to control the infection and to help the skin heal. Clean the sores with a cotton swab dipped in 1% povidone iodine. Or use any of the methods described in the "General Treatment" box on pages 184 and 185.

Also give antibiotics if:

- the skin around the ulcer is very swollen, **AND**
- you feel soft lumps (lymph glands) underneath the lower jaw bone.

Give 500 mg of amoxicillin by mouth, 3 times a day for 7 days. (Not safe for people allergic to penicillin. Anyone who is allergic to penicillin will also be allergic to amoxicillin and ampicillin).

OR 100 mg of doxycycline by mouth, 2 times a day for 7 days. (Not safe for people who are pregnant or breastfeeding).

OR 500 mg of tetracycline by mouth, 4 times a day for 7 days. (Not safe for people who are pregnant or breastfeeding).

OR 500 mg of erythromycin, 4 times a day for 7 days.

3. Infection of the gums (Vincent's infection, trench mouth)



The skin around the teeth (the gums) is painful, red and puffy and bleeds very easily.

Many people have some infection of the gums around their teeth (called "gingivitis"). If the mouth and gums are not kept clean, or if the person's body is not able to fight off disease, the infection may get so bad that the tissue of the gums will begin to die (called "Vincent's infection" or "trench mouth").

This severe infection of the gums is more likely in people who have HIV, who smoke, who are malnourished, or who experience mental stress. If not treated, it can spread to the jaw bone and nearby tissue and cause the teeth to loosen and fall out.

SIGNSTHAT ARE ALWAYS PRESENT:

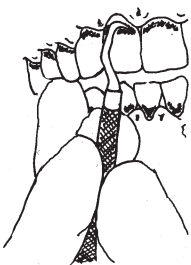
- Red, puffy, gums that bleed easily.
- Severe pain in the gums that begins suddenly.
- Sores (ulcers) and dead tissue on the gums between teeth.

SIGNSTHAT MAY BE PRESENT:

- Very bad breath.
- Fever.
- A sore or stiff neck, with soft lumps just underneath the lower jaw bone.

TREATMENT:

- Very gently remove the tartar around the teeth. Be especially careful not to damage the gums (see “Scaling Teeth” on pages 127 to 133).
- Keep the area clean to control the infection and to help the skin heal. The best mouthwash for this is chlorhexidine gluconate 0.12% used 2 times a day for 14 days (see page 185).
- Give antibiotics.



ANTIBIOTIC TREATMENT OF VINCENT’S INFECTION

Name of medicine	Age	Dose	How to take
Metronidazole	1 to 2 years	50 mg, 3 times a day	By mouth for 5 to 7 days. Do not give to people during the first 3 months of pregnancy.
	3 to 6 years	100 mg, 2 times a day	
	7 to 9 years	100 mg, 3 times a day	
	10 to 17 years	250 mg, 3 times a day	
	18 years and older	500 mg, 3 times a day	
OR			
Amoxicillin + clavulanic acid (500 mg amoxicillin/ 125 mg clavulanic acid)	17 years or younger	20 to 40 mg amoxicillin/kg/day, divided in 3 doses	By mouth for 5 to 7 days. Do not give to people who are allergic to penicillin.
	18 years and older	500 mg amoxicillin + 125 mg clavulanic acid, 3 times a day	
OR			
Clindamycin	1 to 5 years	150 mg, 3 times a day	By mouth for 5 to 7 days.
	6 to 8 years	300 mg, 3 times a day	
	9 years and older	450 mg, 3 times a day	

Once the area is clean and the infection is controlled, take out any teeth that are very loose (see pages 163 to 167).

More serious gum infection (gangrene of the face, Noma, Cancrum Oris)

SIGNS:

In the most severe gum infection, the jaw bone will become infected and this can spread through the cheek to the face. This will be very easy to see, as parts of the face and jaw rot away and smell bad. It happens mainly to very sick and malnourished children (usually one to four years old), but can also happen to adults with HIV infection.



TREATMENT:

Get medical help as quickly as you can—in a hospital if possible.

In the meantime, use the information on pages 122 to 124 for cleaning and treating the gangrene.

The medicines (antibiotics) listed on page 123 are for children. For an adult, give the following:

For an adult who is able to swallow:

- give 500 mg of metronidazole by mouth, 3 times a day for 10 days,
- **AND** give 500 mg of amoxicillin by mouth, 3 times a day for 7 days.

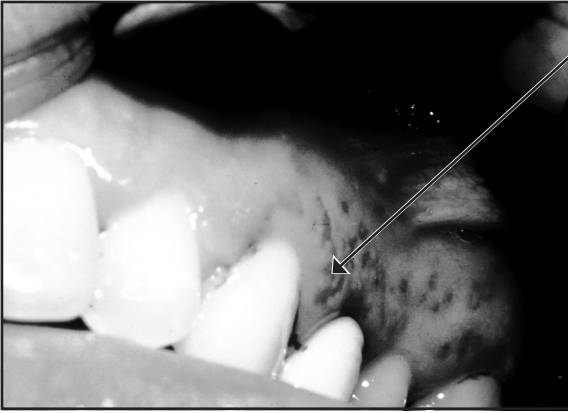
For an adult who cannot swallow:

- inject 900 mg of clindamycin into a large muscle, 3 times a day, for 5 days.

If you give the medicine by injection, change to medicines by mouth once the person can swallow. But do not stop giving the medicines until the 7 to 10 days have passed. It is just as important that the person eats plenty of nutritious food.

Note: Clindamycin and amoxicillin are safe to use for people who are pregnant or breastfeeding. Metronidazole should be avoided in the first 3 months of pregnancy and while breastfeeding. If a person is breastfeeding and taking clindamycin and it gives the baby diarrhea, the medicine should be stopped.

4. Cold sores or fever blisters



Painful red blisters on the gums that have burst open and become small, open sores.

Many people get cold sores or fever blisters caused by the herpes virus. People who become infected with herpes carry the virus forever. Most people are infected as children. The herpes sores can come and go. For more information, see page 104.

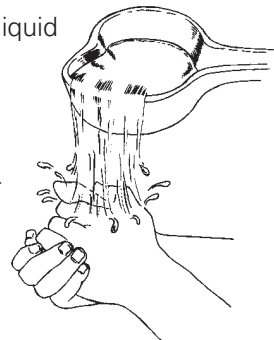
The herpes sores usually heal after 1 or 2 weeks. But for persons infected with HIV, the sores come more often and last much longer.

SIGNS:

1. One or more small, sometimes painful, red blisters appear on the lips and skin around the mouth. In people with HIV infection, they also appear just inside the lips, and on the gums and the roof of the mouth.
2. The blisters burst and become small open sores that often spread into each other.
3. After the blisters on the lips burst, a yellow crust forms over them.

The herpes sores can pick up other infections, particularly in people with HIV infection. Also, the liquid inside the sores and blisters can spread infection.

If herpes is spread to the eyes, it can cause blindness. Keep fingers and hands away from sores because they contain very active virus. It is very important to wash the hands before and after touching the face or eyes.



TREATMENT:

Medicine cannot kill the herpes virus. Keep the area clean to control any infection in the sores and to help them heal. Keep fingers and hands away from the sores, and drink lots of fluids. Use any of the methods described in the “General Treatment” box on pages 184 to 185.


Also:

- Begin treatment as soon as you feel a tingling, before the cold sore appears. This may stop the sore from developing or developing so severely.
- Clean sores with soap and water 2 times a day until they have healed. Keep the sores clean and dry. Wash hands carefully before and after cleaning sores.
- A medicine called acyclovir may also help. Give 400 mg by mouth, 3 times a day for 7 to 10 days. You can also apply a small amount of acyclovir ointment on the sores 5 times a day for 4 days. It is OK to use them both at the same time. Acyclovir works best if taken or used early in the infection, before the blisters burst, if possible.
- If the sores are infected, give 500 mg of amoxicillin, 3 times a day for 7 days.

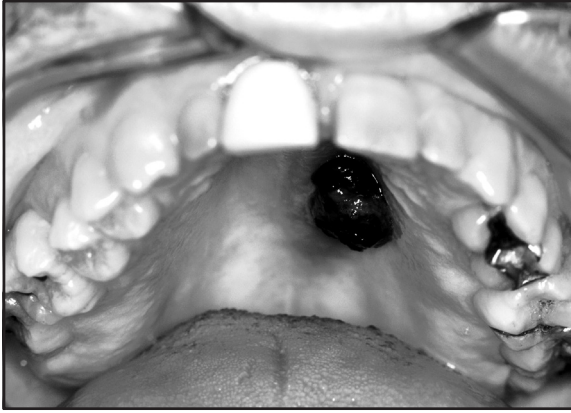
OR for persons allergic to amoxicillin, give 100 mg of doxycycline, 2 times a day for 7 days.

OR for a person who is allergic to penicillin, and is pregnant or breastfeeding, give 500 mg of erythromycin, 4 times a day for 7 days.

- Antibacterial ointments such as mupirocin can also help to prevent and control other infections that get into the sores. Stop using the acyclovir and spread a small amount of anti-bacterial ointment on the infected skin outside the mouth (not in the mouth) 3 times a day for 7 days.



5. Red or purple patches in the mouth (Kaposi's sarcoma)



Painless, red-, brown-, or purple-colored patches (that look like swollen bruises). They can appear anywhere in the mouth. The patches in this picture are on the top (roof) of the mouth.

Some people infected with HIV will get red- or purple-colored patches in the mouth. These patches are called Kaposi's sarcoma and they can also appear elsewhere on the body. Kaposi's sarcoma can be an early sign of HIV infection.

SIGNS:

Painless patches that look like swollen bruises around or inside the mouth. The red or purple color is more obvious in the mouth. The patches rarely become infected and painful, usually only if they burst.


TREATMENT:

Get advice from a health worker or doctor who has experience working with people with HIV. People who are taking antiretroviral therapy (ART) are less likely to get Kaposi's sarcoma. And starting ART is an important part of treating it. Other treatments include medicines and radiation used to treat other types of cancer, applied directly to the tumor or to the whole body. See page 125.



6. Dry or painful mouth and throat

Many people with AIDS have difficulty eating near the end of their lives because of a dry or painful mouth and throat. But it is important to eat nutritious food during a sickness, even a serious sickness like AIDS. The person will feel much more comfortable and have less pain and infection if they can eat well.



A dry mouth can be caused by an infected swelling in the glands of the mouth that usually make spit (saliva). This is most common for people taking antiretroviral therapy (ART). A painful mouth can be caused by other infections and problems that come with HIV and AIDS. For information about how to treat an infection of the spit gland, see page 119. For help with eating if the mouth is very dry or sore, try the following:

- Eat soft foods in small pieces that are easy to chew and swallow.
- Cook foods until they are soft and tender.
- Mix foods with liquids to make them easier to swallow.
- Keep a small bottle of drinking water with you all the time.
- Use a straw to drink fluids.
- Do not eat hot or spicy foods. They can irritate a sore mouth and throat.
- If it is difficult to swallow, tilt the head back a little, or move it forward.
- Rinse the mouth with clean water often. This will remove food and germs, and help with healing.



HELPING PEOPLE WITH HIV IN YOUR COMMUNITY

As a dental worker or health worker, you can make a great difference in the well-being of both the person with HIV and his or her family. Take a special interest in them and help them find ways to get the medicines, food, care, and support they need. You can find more information in Hesperian's *Helping Children Live with HIV*.

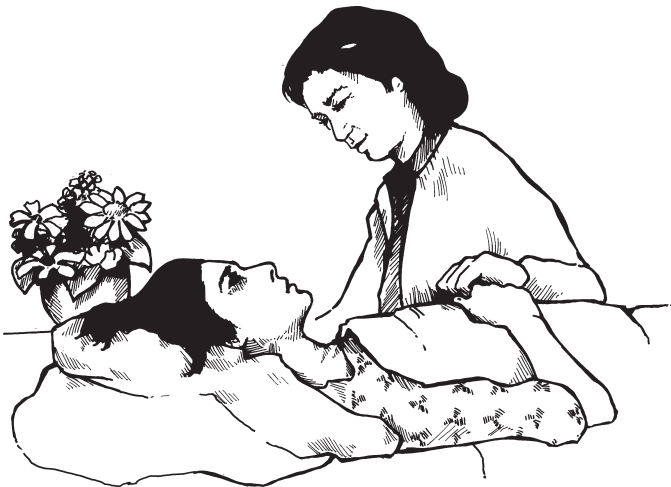
Care During the Final Days

During the final days of their illness, most people with AIDS prefer to be at home with their families. Both the sick person and the family need a lot of care, and help during this time. This includes care for health problems and personal needs, as well as help with social and legal issues.

You can support the family if you organize volunteers in the community to:

- provide food and cook meals.
- help with daily household chores.
- look after babies and children whose parents are dying, or who may have already died.
- help with funeral arrangements.

It may also help to ask other family members, friends, or a religious leader to visit the family and the person who is dying. This support can help the sick person to die with dignity, and the family to cope with losing a loved one.



WORKING FOR CHANGE IN YOUR COMMUNITY

By teaching and talking about HIV, dental workers can play an important role in helping to stop its spread..

Treating people with HIV infection helps to prevent its spread.

You can help if you:

- Learn as much as you can about HIV, how it is spread, and how to prevent it.
- Share your knowledge about HIV with others in community meeting places—like schools, stores, religious meetings, restaurants and bars, and military bases.
- Teach people how to practice safer sex to stop the spread of HIV. Safer sex is when no body fluids pass from one person to another during sex.
- Educate people about the importance of using sterilized needles for injections. In hospitals and health centers, make sure your needles come out of a sealed, sterile packet. Set up needle exchange programs for injection drug users in your community.

Practice Safer Sex

Take steps to lower your risk of sexually transmitted infections (STIs) like HIV

- Find out if there is affordable testing for STIs near you and get tested with your partners.
- Use a condom each time you have sex, and help people learn to talk to their partners about using condoms.
- Explore other ways to have pleasure, such as touching genitals with the hands, and rubbing or massaging different parts of the body.
- Talk to your partners about their behaviors, including sex and drug use, so you can make informed decisions about protecting yourself.



If the whole community has good information about HIV and safer sex, people may feel more comfortable making changes in their sex lives to protect themselves.

Although it can be difficult to speak openly about sex, it is necessary to help prevent the spread of HIV.

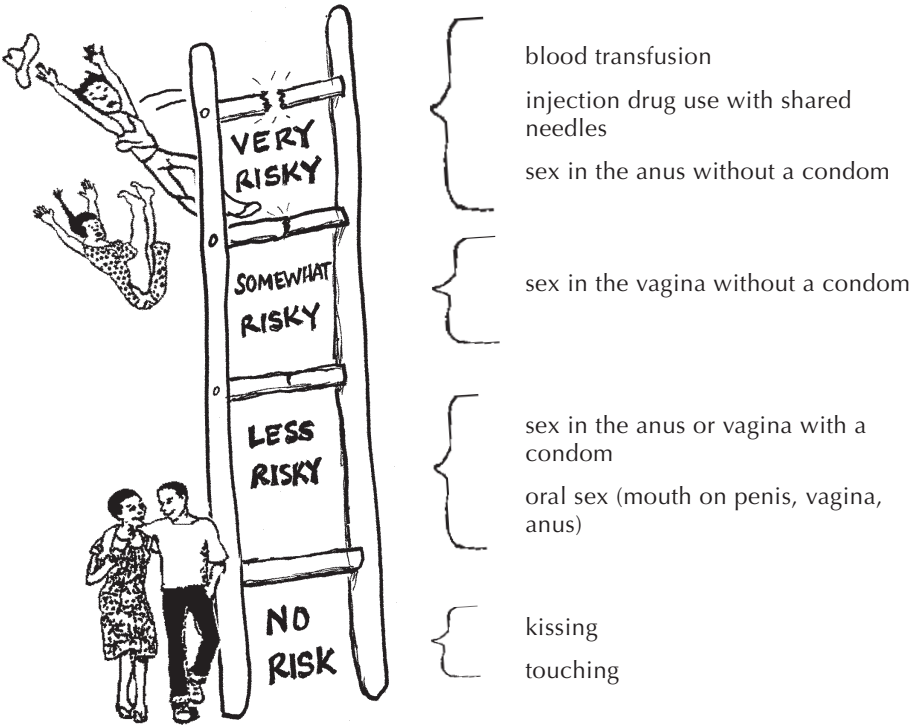
Reduce Transmission Through Blood

- As a dental worker, never re-use a needle or syringe without sterilizing it first (see pages 87 to 91).
- Wear latex gloves on your hands any time you touch another person's blood or body fluids.
- Do not accept a blood transfusion that has not been tested, and talk to people in your community about the importance of testing donated blood for HIV.
- Start a needle exchange program in your community, so that people who inject drugs can do this without risk of spreading HIV.



Understand Your Risk

What is my risk of getting HIV?



Treat Everyone with Respect

All people have a right to be respected, including people who have HIV. Set an example in your community by supporting people with HIV, their partners, and their families. Some people think AIDS is a “disease of outsiders” or of “bad” people. They think HIV does not affect “good” people like them. But HIV affects rich and poor people, men and women, people of all races and religions, gender identities, sexualities, and incomes.

Many people are afraid to take the HIV test or seek treatment because they think they will be treated badly. We must all take care not to let our fear of HIV and AIDS make us treat people unfairly. Anyone who is ill should be cared for with kindness and respect.

As a health and dental worker, you and other community and religious leaders can help people with HIV get health services, housing and jobs. You can help people treat each other with respect, and you can encourage people who have HIV to become involved in their treatment and in their community’s activities.

Remember, you can help support the human rights of people living with HIV or someone who people think is living with HIV. Discriminating against them violates their human rights.



HIV is not a curse or a punishment.

Set an Example and Share Good Information

The example you set and the information you share will help fight the fear people have of knowing, touching or living with someone who has HIV. Make sure people know that HIV is not spread by ordinary daily contact. HIV is not spread by hugging, touching, holding or shaking hands, by dancing, using the toilet after someone with HIV, or eating food prepared by a person with HIV. People can share dishes, towels, and bed sheets and not become infected with HIV. Also, it is not possible to get infected from someone’s tears, sneeze or spit, or from a mosquito bite.

Other viruses such as measles or chicken pox are spread easily through the air. But HIV spreads only if certain body fluids of a person with HIV get inside another person.

As a health worker, you can help people make decisions based on good information and not fear. A good way to begin is to plan a meeting to discuss HIV with other health workers in your area or region and with someone from a regional HIV organization who can help health workers learn about HIV. This will enable them to provide accurate, consistent information to the people in their communities. They can also learn about the best ways to treat the infections that people with HIV often get.

*A person with HIV can get sick very easily with many common health problems such as pain, cough, skin rashes, fever and diarrhea. For information about these problems, see **Helping Children Live with HIV, Where There Is No Doctor**, or another general medical book.*



FOLLOW YOUR OWN ADVICE

As a dental worker and health leader, you can have a great impact on your community's health and well-being by setting a good example. As you talk to people about the importance of practicing safer sex, you must remember to also practice safer sex. A dental worker who does not practice safer sex can become infected with HIV and pass the virus to others.

Think of Yourself as a Teacher

As a dental worker, you will be able to improve the health of the people in your community and help prevent the spread of HIV if you think of yourself as a teacher. The knowledge you share can have as much of an impact on the health and well-being of a community as your skills as a dental worker. By making connections with people and organizations working on different aspects of HIV, you will learn new information that can help your community. Contact local, regional, and national groups who work on HIV education and prevention, on providing service for people with HIV, and on expanding access to antiretroviral therapy (ART) and other medicines.



Help people with the resources you have, and think about where you might find more resources to help meet people's needs.

If all health workers can give the same correct, up-to-date information, it will help prevent the fear caused by wrong ideas about HIV. If their neighbors are not afraid of them, people with HIV—as well as those who care for them—can become more accepted in the community. Then they can help others understand every person's real risk of getting HIV. So learn as much as you can about HIV and share the information with everyone.

Fight for improvements in the social and legal services available for people with HIV. Remember, the fight is against the conditions that lead to the spread of HIV, and not against people who have HIV.



Fight to end discrimination against people with HIV. Discrimination is an obstacle to care. It may stop people from coming for treatment and it may stop people from learning how to prevent the spread of infection.