



Appendix C

Child development charts


How to use these child development charts

Children develop in several main areas: **physical** (the body), **mental** (the mind), **communication** (signing or talking), and **social** (relating to other people). Any one action a child does often includes a skill from each area. For example, when a child reaches his arms up to be held, he is using a:

- physical skill—he holds up his arms
- mental skill—he recognizes you
- communication skill—he tells you what he wants
- social skill—he enjoys being held by you



The charts in this appendix show some of the skills children learn and the age at which most children learn them. You can use the charts to get general information about how children develop and to help you decide what skills your child needs to learn.



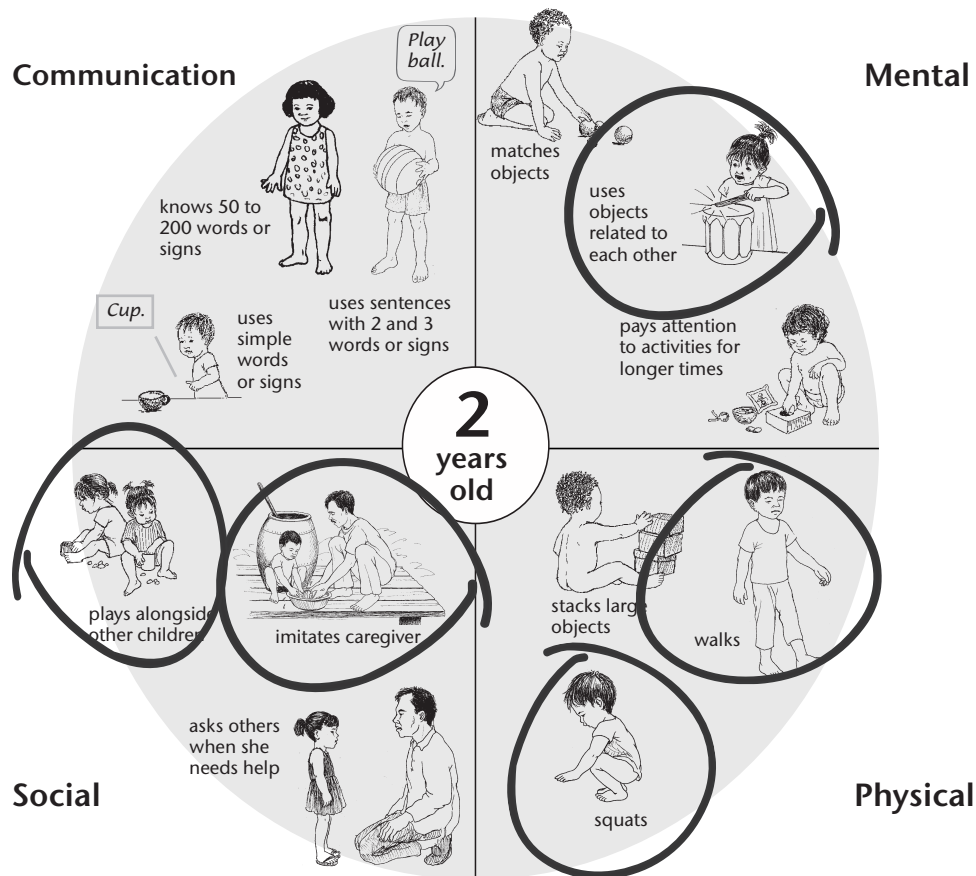
The charts show how children's physical skills change as children grow.

► How to know what skills your child needs to learn

Find the chart for the age group closest to your child's age. On the chart, circle the skills your child has. You may find your child does not have some skills that other children his age have. Knowing this can help you decide which activities you want to work on with your child.

If your child's development is behind others his age

It is important to work on the skills your child needs to learn **next**, even if they are skills that other children usually learn much earlier. When your child has mastered more basic skills, he will be able to learn skills that others his age are learning. Trying to teach a child skills before he is ready will lead to frustration for both you and your child.

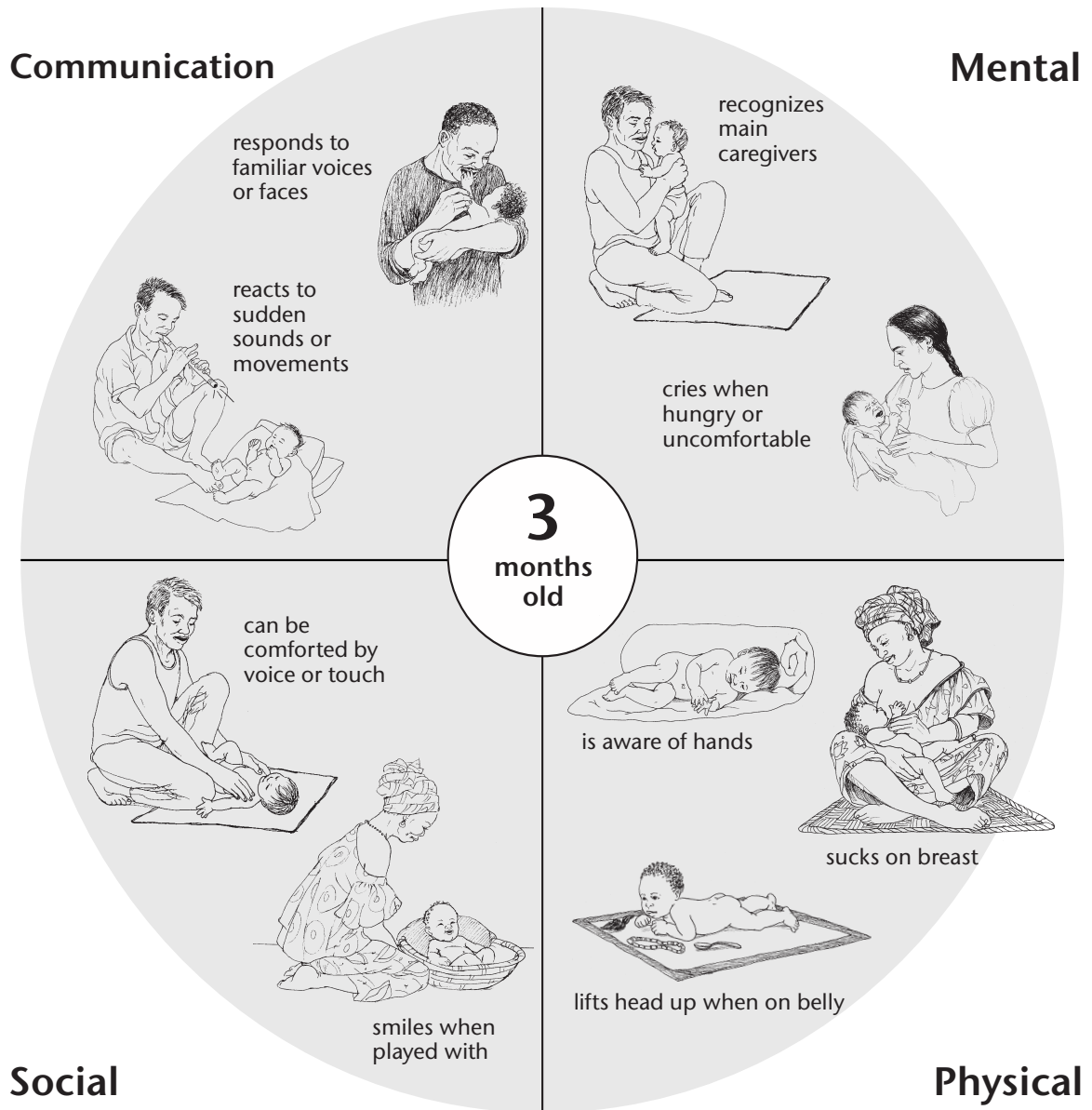


In the chart above, a mother has circled the skills her 20-month-old daughter can do. Her child needs help to gain skills in each area, but most of all she needs help in the communication area and in the mental area. For a child this young, the family should be working on basic communication (Chapter 4) and beginning to introduce language.

For an older child, you can start by looking at the chart that is nearest his age. But you may have to look at the charts for younger children to see the skills the child can do. Other charts will give you an idea of the kinds of skills your child will need to learn before he can work on learning skills like the ones on the chart nearest his age.

If your child cannot hear well, it is likely that he needs extra help to develop his communication, mental, and social skills. Chapter 2 and Chapter 3 will be helpful because they explain how children learn language and give some general tips for how to work with young children. Because children's mental skills grow together with their communication skills, the activities in Chapters 4, 7, 8, and 9 will help a child increase both his communication and mental development. Chapter 10, on social skills, suggests many ways you can help a child develop his social interactions.

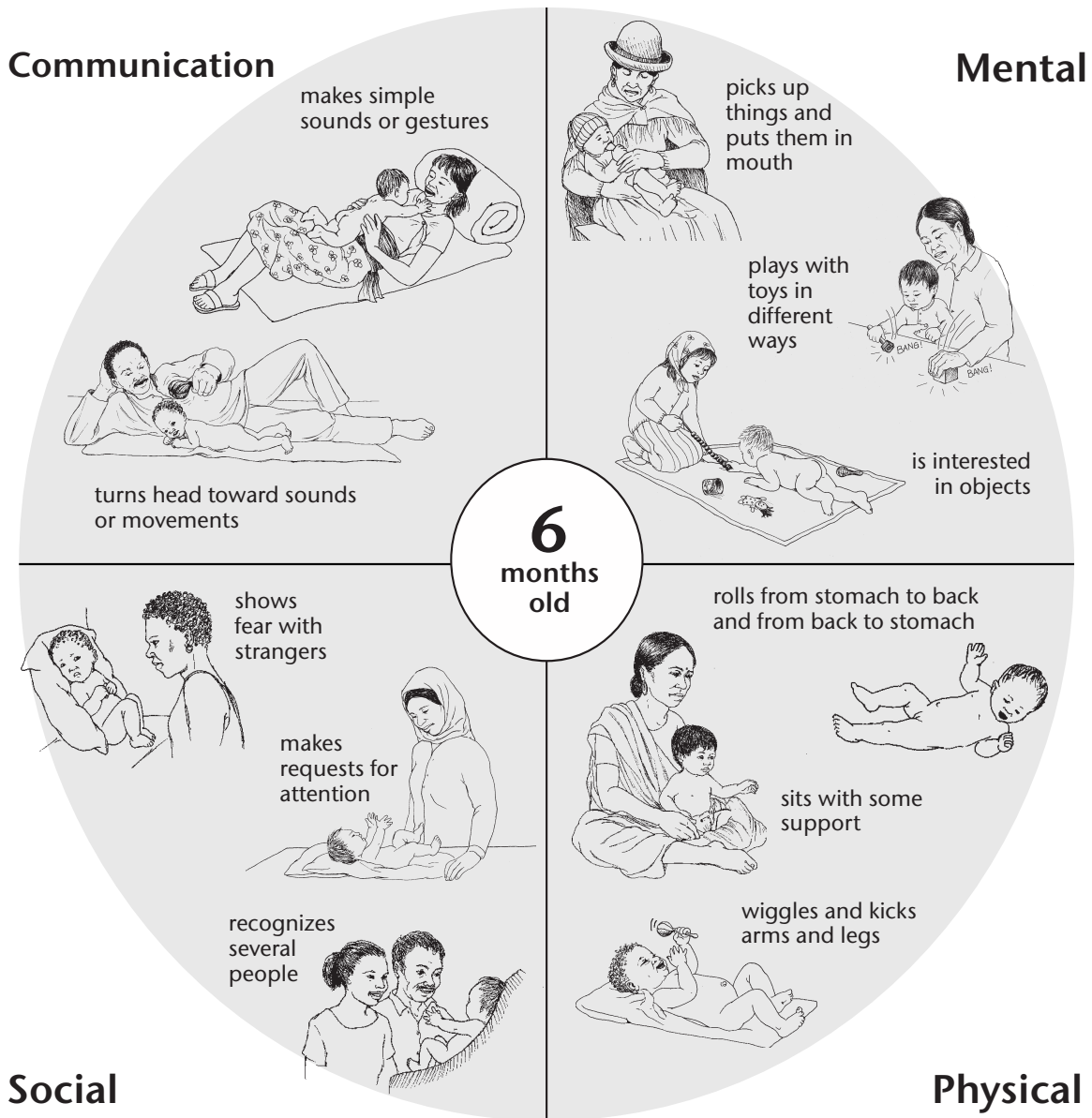
Each part of this circle shows a different area of development. The pictures and words are examples of skills that many babies have when they are **3 months old**.



Babies who are deaf or cannot hear well will benefit from activities that help them develop in all of the skills in each area. The pictures are only **examples** of skills. In this example, look at the “Communication” part of the circle: You do not have to play the flute! The question to ask yourself is if your baby reacts to a sudden sound or movement.

Keep in mind that the goal is for your baby to do the activities that other babies the same age do in your community.

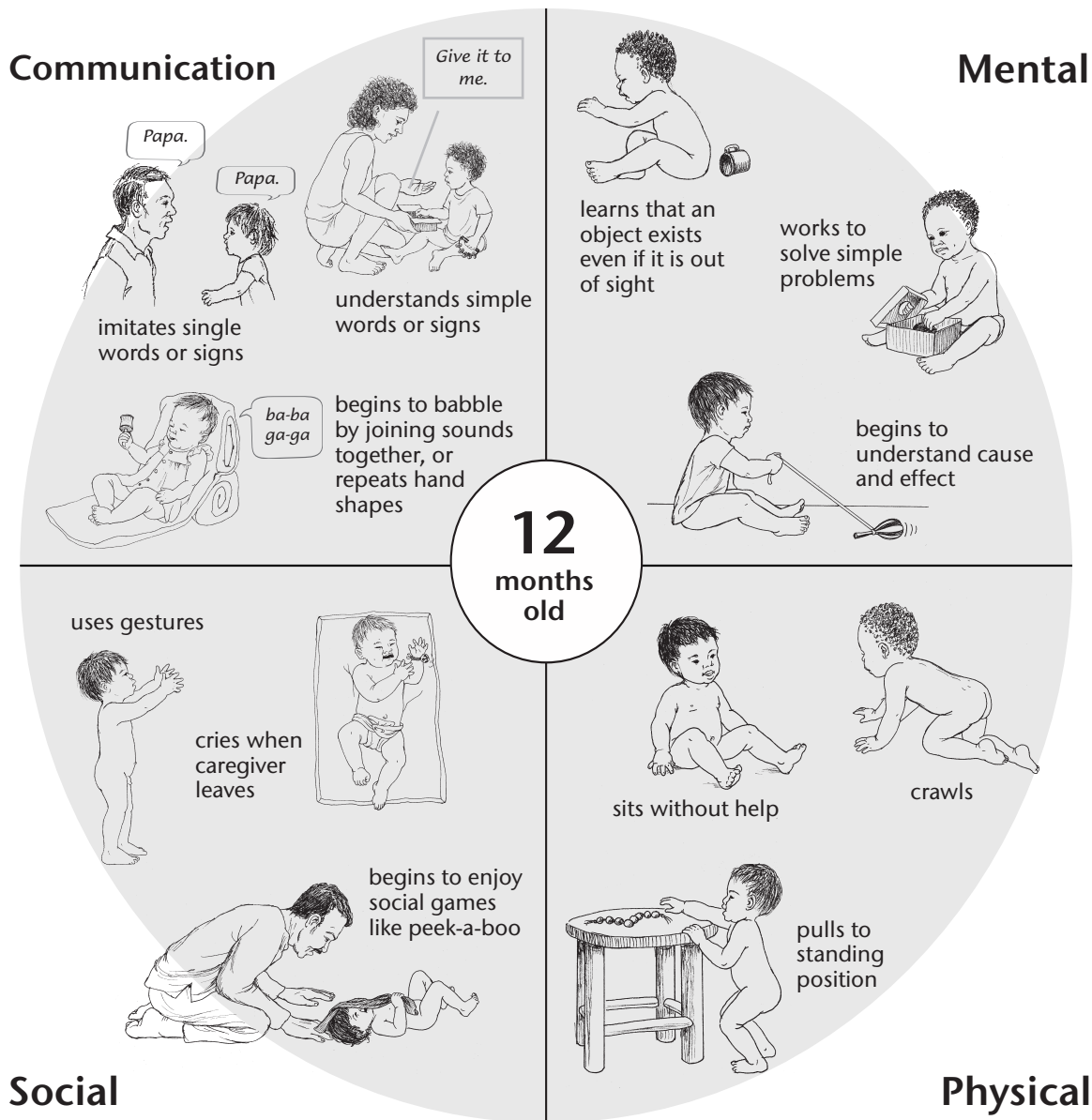
Each part of this circle shows a different area of development. The pictures and words are examples of skills that many babies have when they are **6 months old**.



Babies who are deaf or cannot hear well will benefit from activities that help them develop in all of the skills in each area. The pictures are only **examples** of skills. In this example, look at the “Physical” part of the circle: Your baby does not have to play with a rattle. The question to ask yourself is if your baby wiggles and kicks.

Keep in mind that the goal is for your baby to do the activities that other babies the same age do in your community.

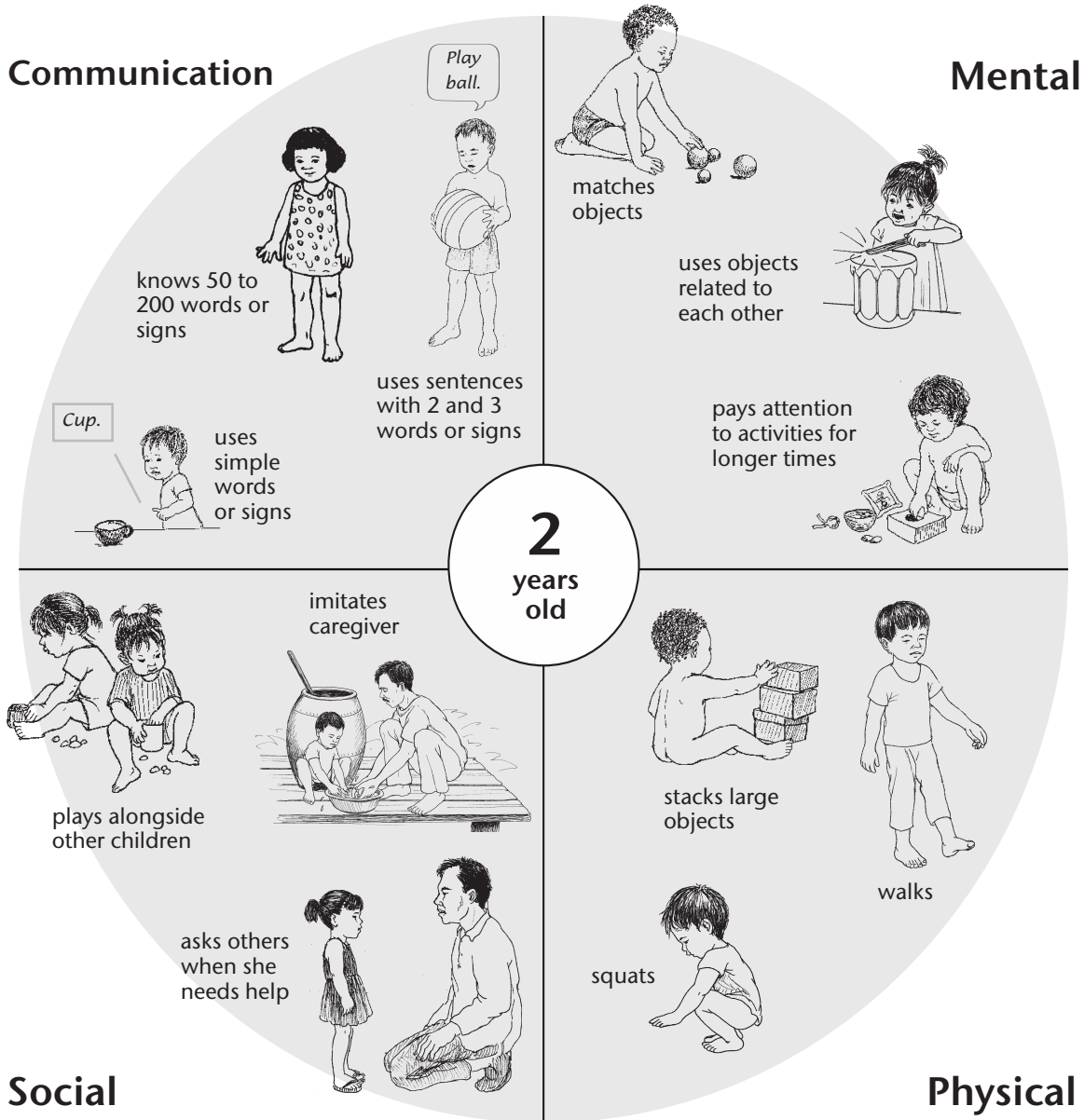
Each part of this circle shows a different area of development. The pictures and words are examples of skills that many babies have when they are **12 months old**.



Babies who are deaf or cannot hear well will benefit from activities that help them develop in all of the skills in each area. The pictures are only **examples** of skills. In this example, look at the “Social” part of the circle: You do not have to play peek-a-boo with your baby. The question to ask yourself is if your baby enjoys social games.

Keep in mind that the goal is for your baby to do the activities that other babies the same age do in your community.

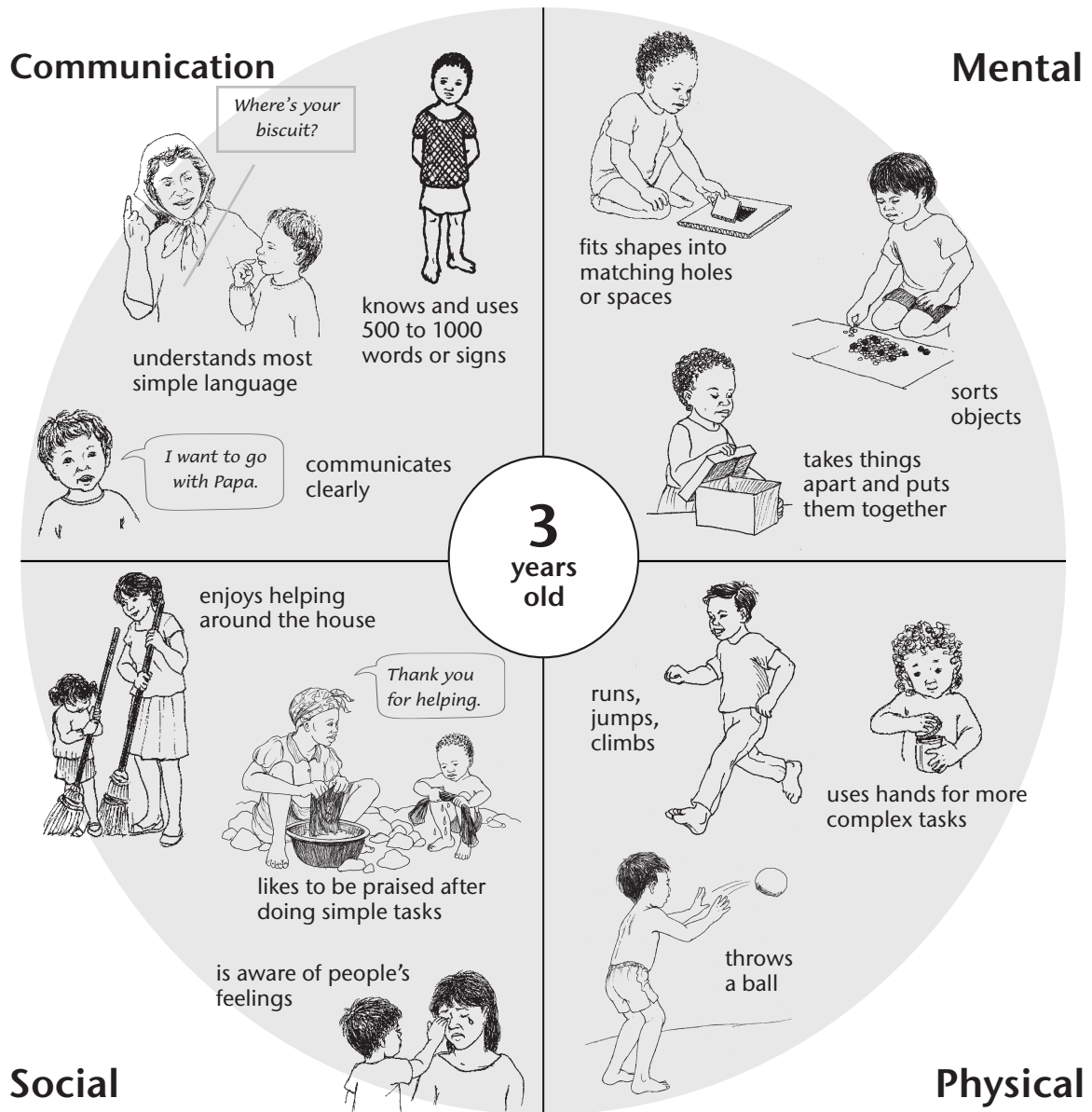
Each part of this circle shows a different area of development. The pictures and words are examples of skills that many children have when they are 2 years old.



Children who are deaf or cannot hear well will benefit from activities that help them develop in all of the skills in each area. The pictures are only **examples** of skills. In this example, look at the “Mental” part of the circle: Your child does not have to be able to play a drum. The question to ask yourself is if your child uses 2 objects together.

Keep in mind that the goal is for your child to do the activities that other children the same age do in your community.

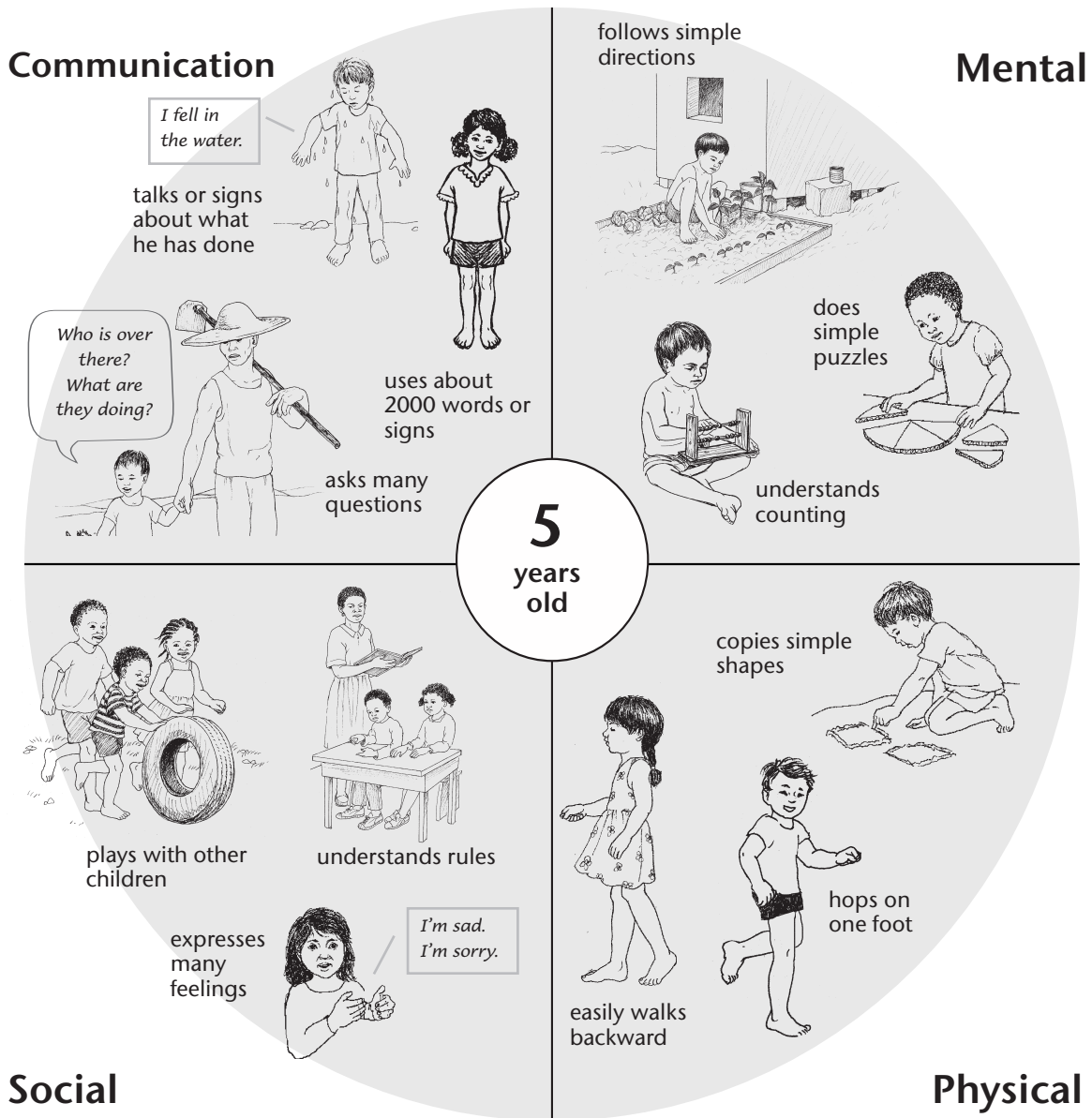
Each part of this circle shows a different area of development. The pictures and words are examples of skills that many children have when they are 3 years old.



Children who are deaf or cannot hear well will benefit from activities that help them develop in all of the skills in each area. The pictures are only **examples** of skills. In this example, look at the "Social" part of the circle: Your child does not have to sweep the floor. The question to ask yourself is if your child enjoys helping work with the family.

Keep in mind that the goal is for your child to do the activities that other children the same age do in your community.

Each part of this circle shows a different area of development. The pictures and words are examples of skills that many children have when they are 5 years old.



Children who are deaf or cannot hear well will benefit from activities that help them develop in all of the skills in each area. The pictures are only **examples** of skills. In this example, look at the “Social” part of the circle: Your child does not have to be paying attention to a teacher. The question to ask yourself is if your child understands rules like other children do.

Keep in mind that the goal is for your child to do the activities that other children the same age do in your community.