

# The Teeth, Gums, and Mouth

## CHAPTER 17

### CARE OF THE TEETH AND GUMS

Taking good care of teeth and gums is important because:

- Strong, healthy teeth are needed to chew and digest food well.
- Painful cavities (holes in the teeth caused by decay) and sore gums can be prevented by good tooth care.
- Decayed or rotten teeth caused by lack of cleanliness can lead to serious infections that may affect other parts of the body.

*To keep the teeth and gums healthy:*

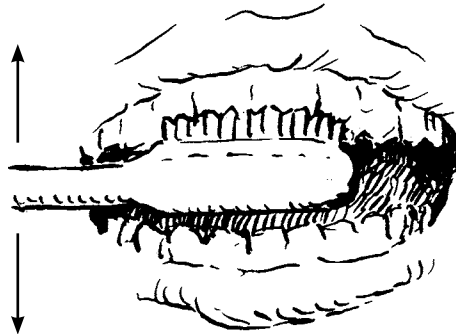
1. **Avoid sweets.** Eating a lot of sweets (sugar cane, candy, pastry, tea or coffee with sugar, soft or fizzy drinks like colas) rots the teeth quickly.

**Do not accustom children to sweets or soft drinks if you want them to have good teeth.**



“This child has a sweet tooth—but soon he’ll have no more” (no more teeth).

2. **Brush teeth well every day**—and always brush immediately after eating anything sweet. Start brushing your children’s teeth as the teeth appear. Later, teach them to brush their teeth themselves, and watch to see that they do it right.



Brush the teeth from top to bottom like this,

not just from side to side.

Brush the front, back, top, and bottom of all teeth.

3. In areas where there is not enough natural **fluoride** in water and foods, putting fluoride in the drinking water or directly on teeth helps prevent cavities. Some health programs put fluoride on children’s teeth once or twice a year. Also, most foods from the sea contain a large amount of fluoride.

**CAUTION:** Fluoride is poisonous if more than a small amount is swallowed. Use with care and keep it out of the reach of children. Before adding fluoride to drinking water, try to get the water tested to see how much fluoride is needed.

4. **Do not bottle feed older babies.** Continual sucking on a bottle bathes the baby's teeth in sweet liquid and causes early decay. (It is best not to bottle feed at all. See p. 271.)

### A TOOTHBRUSH IS NOT NECESSARY


You can use the twig of a tree, like this:

Sharpen this end to clean between the teeth.

Chew on this end and use the fibers as a brush.

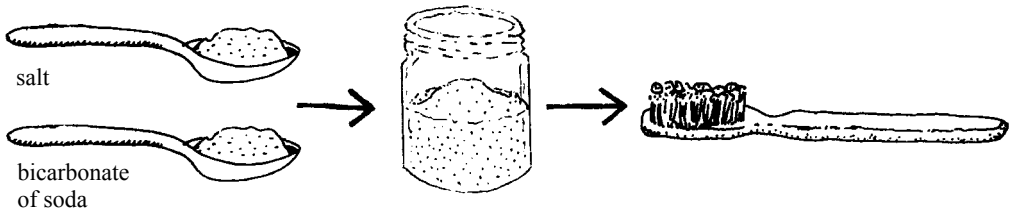


Or tie a piece of rough towel around the end of a stick or wrap it around your finger, and use it as a toothbrush.



### TOOTHPASTE IS NOT NECESSARY

Just water is enough, if you rub well. Rubbing the teeth and gums with something soft but a little rough is what cleans them. Some people rub their teeth with powdered charcoal or with salt. Or you can make a tooth powder by mixing salt and bicarbonate of soda (baking soda) in equal amounts. To make it stick, wet the brush before putting it in the powder.



### IF A TOOTH ALREADY HAS A CAVITY (a hole caused by rot)

To keep it from hurting as much or forming an abscess, avoid sweet things and brush well after every meal.

If possible, see a dental worker right away, if you go soon enough, he can often clean and fill the tooth so it will last for many years.



**When you have a tooth with a cavity, do not wait until it hurts a lot. Have it filled by a dental worker right away.**

## TOOTHACHES AND ABSCESSSES

### *To calm the pain:*

- ◆ Clean the hole in the tooth wall, removing all food particles. Then rinse the mouth with warm salt water.
- ◆ Take a pain medicine like aspirin.
- ◆ If the tooth infection is severe (swelling, pus, large tender lymph nodes), use an antibiotic: tablets of penicillin (p. 351), amoxicillin, or ampicillin (p. 352). People allergic to medicines in the penicillin family can take erythromycin (p. 354).

If the pain and swelling do not go away or keep coming back, the tooth should probably be pulled.

Treat abscesses right away—before the infection spreads to other parts of the body.




A toothache results when a cavity becomes infected.

An *abscess* results when the infection reaches the tip of a root and forms a pocket of pus.

## AN INFECTION OF THE GUMS (PYORRHEA)

Inflamed (red and swollen), painful gums that bleed easily are caused by:

1. Not cleaning the teeth and gums well or often enough.
2. Not eating enough nutritious foods (malnutrition).



### *Prevention and treatment:*

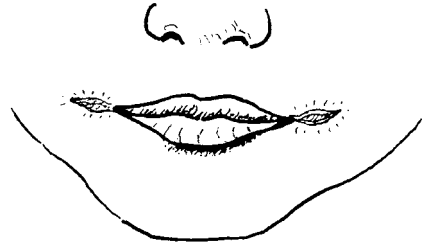
- ◆ Brush teeth well after each meal, removing food that sticks between the teeth. Also, if possible, scrape off the dark yellow crust (tartar) that forms where the teeth meet the gums. It helps to **clean under the gums** regularly by passing a strong thin thread (or dental floss) between the teeth. At first this will cause a lot of bleeding, but soon the gums will be healthier and bleed less.
- ◆ Eat protective foods rich in vitamins, especially eggs, meat, beans, dark green vegetables, and fruits like oranges, lemons, and tomatoes (see Chapter 11). Avoid sweet, sticky, and stringy foods that get stuck between the teeth.

**Note:** Sometimes medicines for seizures (epilepsy), such as phenytoin (*Dilantin*), cause swelling and unhealthy growth of the gums (see p. 389). If this happens, consult a health worker and consider using a different medicine.

## SORES OR CRACKS AT THE CORNERS OF THE MOUTH

Narrow sores at the corners of children's mouths are often a sign of malnutrition.

Children with these sores should eat foods rich in vitamins and proteins: like milk, meat, fish, nuts, eggs, fruits, and green vegetables.



## WHITE PATCHES OR SPOTS IN THE MOUTH

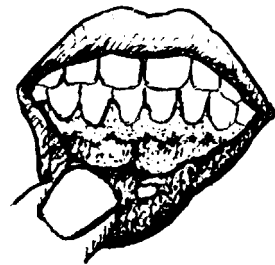
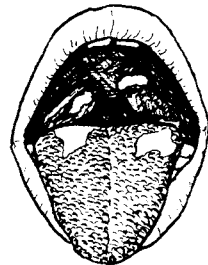
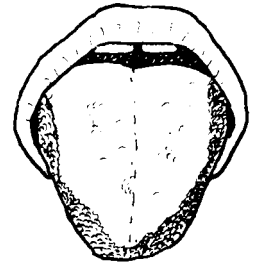
**The tongue is coated with white 'fur'.** Many illnesses cause a white or yellowish coating on the tongue and roof of the mouth. This is common when there is a fever. Although this coating is not serious, it helps to rinse the mouth with a solution of warm water with salt and bicarbonate of soda several times a day.

**Tiny white spots, like salt grains, in the mouth** of a child with fever may be an early sign of measles (p. 311).

**Thrush:** small white patches on the inside of the mouth and tongue that look like milk curds stuck to raw meat. They are caused by a yeast infection (Candida). Thrush is common in newborn babies, in persons with HIV, and in persons using certain antibiotics, especially tetracycline or ampicillin.

Unless it is very important to keep taking the antibiotic, stop taking it. Use nystatin (p. 372) or paint the inside of the mouth with gentian violet. Eating yogurt may also help. In very severe cases, or if thrush moves into the throat and makes it hard to swallow, consult a health worker. A stronger medicine may be needed.

**Canker sores:** small, white, painful spots inside the lip or mouth. May appear after fever or stress (worry). In 1 to 3 weeks they go away. Rinse mouth with salt water. Antibiotics do not help.



## COLD SORES AND FEVER BLISTERS

Small painful blisters on lips (or genitals) that break and form scabs. May appear after fever or stress. Caused by a herpes virus. They heal after 1 or 2 weeks. Holding ice on the sores for several minutes, several times a day may help them to heal faster. Putting alum, camphor, or bitter plant juices (such as Cardon cactus, p. 13) on them may help. Taking acyclovir (p. 373) can make cold sores less painful. For information about herpes on the genitals, see p. 402.

For more information on caring for the teeth and gums, see *Where There Is No Dentist*, also available from Hesperian.